


How To Read Your Meter

Nash DSM622/627/632

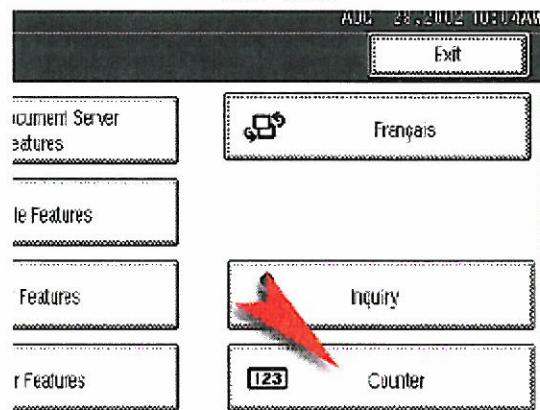
1. Press the **User Tools** key
2. Touch the **Counter** key on the display
3. Make a note of the number of copies then touch **Exit** followed by the **User Tools** key to exit from the System Settings menu
4. Alternatively, touch the **Print Counter List**

key then press the Start Key  to print a hard copy

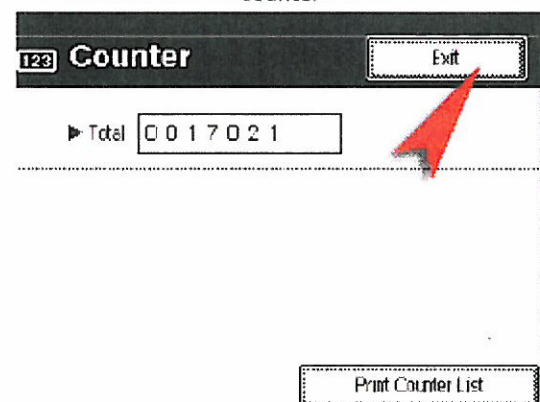
5. Touch the **User Tools** key to exit from the System Settings menu



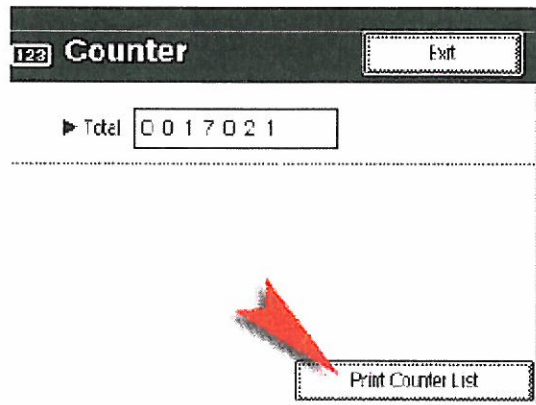
User Tools



Counter



Exit



Print Counter List