


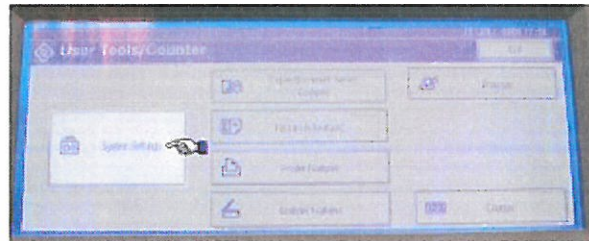
How To Read Your Meter

Nash3525/4525/4502/3502/Ricoh1045/4452mf/1035

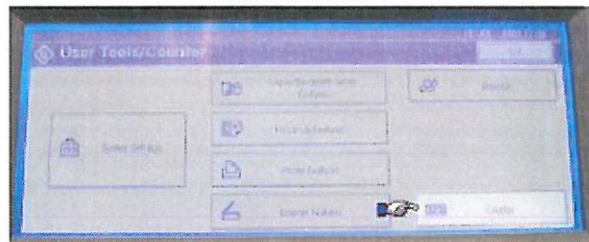
1. Press the User Tools/Counter key
2. Touch System Settings to view the System Settings menu
3. Touch Counter to view the Counter and Totals for your machine
4. Touch Print Counter List if you want to print out a hard copy
5. Touch Exit when you have finished and press the User Tools/Counter key to return to Normal Mode



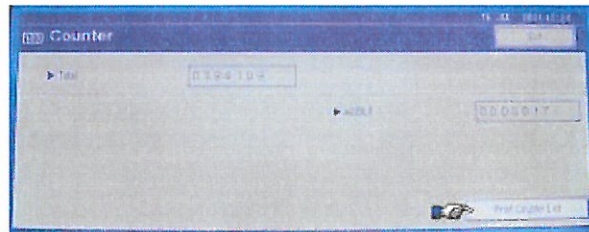
User Tools




System Settings



Counter



Print Counter List



Exit