



## How To Read Your Meter

Nash 2205/2705/3205/1022/2022/1027/2712/2212/LD122/5622

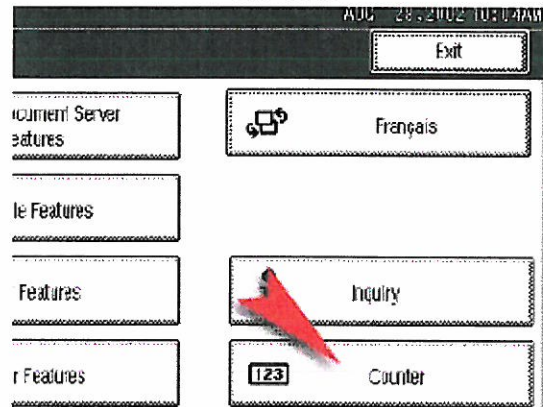
1. Press the **User Tools** key
2. Touch the **Counter** key on the display
3. Make a note of the number of copies then touch **Exit** followed by the **User Tools** key to exit from the System Settings menu
4. Alternatively, touch the **Print Counter List**

key then press the Start Key  to print a hard copy

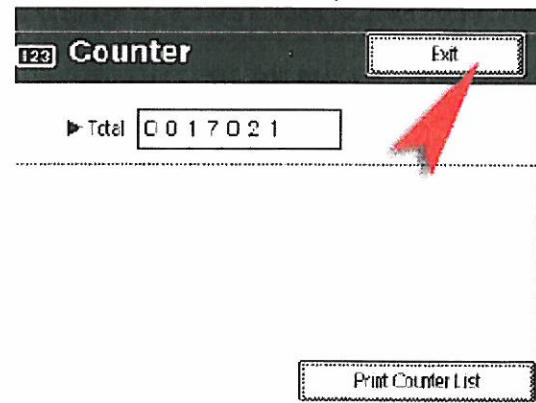
5. Touch the **User Tools** key to exit from the System Settings menu



User Tools



Counter Key



Exit

<b>123 Counter</b>		<input type="button" value="Exit"/>
▶ Total	<input type="text" value="0017021"/>	
<input type="button" value="Print Counter List"/>		

Print Counter List